

Seats on all ships and in all classes are reserved seats. Make a reservation in advance.

(Second-class seats on Shinshin Kisen ships to and from Shimoda are non-reserved seats.)

For more information, please call our Customer Center at 03-5472-9999 (+81-3-5472-9999).

Office hours are from 09:30 to 20:00 every day.

Reservation and Purchase of Ferry Ticket

Reservations are accepted and ferry tickets are sold at your nearest travel agency or the sales offices of Tokai Kisen two months before the boarding day, except tickets for ships for the Tokyo Bay summer evening cruising operated by Tokai Kisen and Izu island ferries operated by Izu Shoto Kaihatsu.

- Please check the ferry service day, time, departure port and destination when you purchase a ticket.
- Please check the port of departure, as well as departure and arrival times, on your departure day at the island. There may be a change due to weather or other condition.
- Please notify early if cancellation becomes necessary after making a reservation.

High-Speed Jet Ferry



Service Period: April 2 – 8

(From Tokyo and Kurihama to Oshima, Toshima, Niijima, Shikinejima and Kozushima Route)

Ferry Service Code	1210	1220	1220	1230
Service Day	Sat. & Holiday	Weekdays	Sat. & Holiday	Every Day
Tokyo Depart	8:20	8:30	8:30	14:15
Kurihama Arrive	↓	↓	9:30	↓
Kurihama Depart	↓	↓	9:35	↓
Oshima Arrive	10:05	10:15	10:35	16:00
Oshima Depart	—	10:30	10:45	—
Toshima Arrive	—	10:59	11:14	—
Toshima Depart	—	11:00	11:15	—
Niijima Arrive	—	11:25	11:40	—
Niijima Depart	—	11:30	11:45	—
Shikinejima Arrive	—	11:45	12:00	—
Shikinejima Depart	—	11:50	12:05	—
Kozushima Arrive	—	12:15	12:30	—

(From Atami to Oshima Route)

Ferry Service Code	1100	1110
Service Day	Every Day	Sat. & Holiday
Atami Depart	9:10	14:50
Inatori Arrive	9:50	↓
Inatori Depart	9:55	↓
Oshima Arrive	10:30	15:35

Ferry Service Code	2100	2110
Service Day	Sat. & Holiday	Every Day
Oshima Depart	11:45	16:15
Inatori Arrive	↓	16:50
Inatori Depart	↓	16:55
Atami Arrive	12:30	17:35



Service Period: April 9 – 27

(From Tokyo and Kurihama to Oshima, Toshima, Niijima, Shikinejima and Kozushima Route)

Ferry Service Code	1210	1220	1220	1230
Service Day	Sat. & Holiday	Sat. & Holiday	Weekdays	Every day except 4/27
Tokyo Depart	8:15	8:30	8:30	14:15
Kurihama Arrive	↓	9:30	↓	↓
Kurihama Depart	↓	9:35	↓	↓
Oshima Arrive	10:00	10:35	10:15	16:00
Oshima Depart	—	10:45	10:25	—
Toshima Arrive	—	11:14	10:54	—
Toshima Depart	—	11:15	10:55	—
Niijima Arrive	—	11:40	11:20	—
Niijima Depart	—	11:45	11:25	—
Shikinejima Arrive	—	12:00	11:40	—
Shikinejima Depart	—	12:05	11:45	—
Kozushima Arrive	—	12:30	12:10	—

Ferry Service Code	2210	2220	2220	2230
Service Day	Every day except 4/27	Weekdays	Sat. & Holiday	Sat. & Holiday and 4/27,
Kozushima Depart	-	13:40	13:40	
Shikinejima Arrive	-	14:05	14:05	
Shikinejima Depart	-	14:10	14:10	
Niijima Arrive	-	14:20	14:20	
Niijima Depart	-	14:25	14:25	
Toshima Arrive	-	14:49	14:49	
Toshima Depart	-	14:50	14:50	
Oshima Arrive	-	15:20	15:20	
Oshima Depart	10:35	15:30	15:30	15:55
Kurihama Arrive	↓	↓	16:30	↓
Kurihama Depart	↓	↓	16:35	↓
Tokyo Arrive	12:20	17:15	17:35	17:40



(From Atami and Ito to Oshima Route)

Ferry Service Code	1100	1100	1120	1110
Service Day	Weekdays	Sat. & Holiday	4/27	Sat. & Holiday and 4/27,
Atami Depart	9:10	9:10	11:35	14:50
Ito Arrive	↓	9:35	↓	↓
Ito Depart	↓	9:40	↓	↓
Oshima Arrive	9:55	10:15	12:20	15:35

Ferry Service Code	2100	2100	2110	2110	2110
Service Day	4/27	Sat. & Holiday	4/27	Weekdays except 4/27	Sat. & Holiday
Oshima Depart	10:35	11:45	13:50	16:15	16:25
Ito Arrive	↓	↓	↓	↓	17:00
Ito Depart	↓	↓	↓	↓	17:05
Atami Arrive	11:20	12:30	14:35	17:00	17:30

TOKAI KISEN NEWS

Shipboard FREE Wi-Fi service is available on all TOKAI KISEN ferries

Reminder: Radio waves are received from the land and connection to communication channels may be delayed or communication may be disrupted in some cases.



TOKAI KISEN SNS Information Tokai Kisen is distributing the information on the events, reasonable tours, and recommended spots through SNS.



Click here to access our LINE@ account.

https://page.line.me/line_tokaikisen



Click here to access our facebook account.

<https://www.facebook.com/tokaikisen/>



Click here to access our twitter account.

<https://twitter.com/tokaikisen/>



Click here to access our Instagram account.

<https://www.instagram.com/tokaikisen/>

Service Period: April 28 – 30 Ferries are in Operation Everyday

(From Tokyo to Oshima, Toshima, Nijijima, Shikinejima and Kozushima Route)

Ferry Service Code	1420	1400	1410	1430	*1440	1450
Tokyo Depart	7:30	7:45	8:00	8:10	12:45	14:35
Oshima	Arrive	9:30	9:45	9:55	14:30	16:20
	Depart	—	—	10:05	14:40	—
Nijijima	Arrive	—	—	10:34	—	—
	Depart	↓	—	10:35	↓	—
Toshima	Arrive	9:50	—	11:00	Shikinejima 15:30	—
	Depart	10:00	—	11:10	Shikinejima 15:40	—
Shikinejima	Arrive	10:15	—	11:25	Nijijima 15:50	—
	Depart	10:25	—	11:35	—	—
Kozushima Arrive	10:50	—	—	12:00	—	—

* Note the arrival order of Ferry Service 1440 at Nijijima and Shikinejima.

Ferry Service Code	2410	2420	2430	2450	1440	*2460
Kozushima Depart	—	11:15	13:45	—	—	—
Shikinejima	Arrive	—	11:40	—	—	—
	Depart	—	11:50	↓	—	15:40
Nijijima	Arrive	—	—	14:15	—	15:50
	Depart	—	—	14:25	—	16:00
Toshima	Arrive	—	—	14:49	—	—
	Depart	—	—	14:50	—	—
Oshima	Arrive	—	—	15:20	—	—
	Depart	10:25	↓	15:30	16:00	↓
Tokyo Arrive	12:10	14:10	17:15	17:45	18:20	18:25

* Ferry Service 2460 connects to TACHIBANA MARU, which calls at Oshima after sailing from Hachiojima, Mikurajima and Miyakejima.

(From Atami to Oshima, Kozushima Route)

Ferry Service Code	1250	1110	Ferry Service Code	2100	2250	
Atami Depart	10:55	14:50	Kozushima Depart	—	12:40	
Oshima	Arrive	11:40	15:35	Oshima Arrive	—	13:40
	Depart	11:50	—		Depart	9:50
Kozushima Arrive	12:50	—	Atami Arrive	10:35	14:35	



Service Period: May 1 – 2 Ferries are in Operation Everyday

(From Tokyo to Oshima, Toshima, Nijijima, Shikinejima and Kozushima Route)

Ferry Service Code	1420	1400	1410	1450	Ferry Service Code	2410	2430	2450	*2460
Tokyo Depart	7:30	7:45	8:00	13:40	Kozushima Depart	—	13:40	—	—
Oshima	Arrive	9:30	9:45	15:25	Shikinejima	Arrive	—	14:05	—
	Depart	↓	—	—		Depart	—	14:10	—
Toshima	Arrive	9:34	—	—	Nijijima	Arrive	—	14:20	—
	Depart	9:35	—	—		Depart	—	14:25	—
Nijijima	Arrive	10:00	—	—	Toshima	Arrive	—	14:49	—
	Depart	10:10	—	—		Depart	—	14:50	—
Shikinejima	Arrive	10:25	—	—	Oshima	Arrive	—	—	—
	Depart	10:35	—	—		Depart	10:30	↓	16:00
Kozushima Arrive	11:00	—	—	—	Tokyo Arrive	12:15	16:55	17:45	18:25

* Ferry Service 2460 connects to TACHIBANA MARU, which calls at Oshima after sailing from Hachiojima, Mikurajima and Miyakejima.

(From Atami to Oshima Route)

Ferry Service Code	1100	1110	Ferry Service Code	2100	2110
Atami Depart	11:25	15:40	Oshima Depart	10:10	14:10
Oshima Arrive	12:10	16:25	Atami Arrive	10:55	14:55



Service Period: May 3 – 6 Ferries are in Operation Everyday

(From Tokyo to Oshima, Toshima, Nijijima, Shikinejima and Kozushima Route)

Ferry Service Code	1410	1430	1420	1400	*1440	1450	Ferry Service Code	2410	2420	2450	1440	*2430	*2460
Tokyo Depart	7:20	7:35	7:45	8:00	13:15	13:50	Kozushima Depart	—	—	—	—	15:30	—
Oshima	Arrive	9:05	9:20	9:30	9:45	15:35	Shikinejima	Arrive	—	—	—	—	—
	Depart	9:10	9:25	9:40	—	—		Depart	10:10	—	—	15:45	—
Toshima	Arrive	—	9:54	—	—	—	Nijijima	Arrive	—	—	15:55	—	—
	Depart	—	9:55	↓	—	—		Depart	—	10:40	—	16:05	↓
Nijijima	Arrive	—	—	10:25	—	Shikinejima 15:35	Toshima	Arrive	—	—	—	16:14	—
	Depart	—	—	—	—	Shikinejima 15:45		Depart	—	—	—	16:15	—
Shikinejima	Arrive	10:00	—	—	—	Nijijima 15:55	Oshima	Arrive	11:00	11:25	—	—	16:45
	Depart	—	—	—	—	—		Depart	11:05	11:40	16:00	↓	16:55
Kozushima Arrive	—	10:40	—	—	—	—	Tokyo Arrive	12:50	13:25	17:45	18:25	18:40	18:25

* Note the arrival order of Ferry Service 1440 at Nijijima and Shikinejima.

* Ferry Service 2430 and 2460 connects to TACHIBANA MARU, which calls at Oshima after sailing from Hachiojima, Mikurajima and Miyakejima.

(From Atami to Oshima, Kozushima Route)

Ferry Service Code	1250	1150	1110	Ferry Service Code	2100	2150	2250
Atami Depart	11:00	13:20	15:40	Kozushima Depart	—	10:55	13:35
Oshima	Arrive	11:45	14:05	16:25	Oshima Arrive	—	14:35
	Depart	11:55	14:10	—		Depart	10:00
Kozushima Arrive	12:55	15:10	—	Atami Arrive	10:45	12:30	15:30

Service Period: May 7 – 31

(From Tokyo and Kurihama to Oshima, Toshima, Niijima, Shikinejima and Kozushima Route)

Ferry Service Code	1210	1220	1220	1230	Ferry Service Code	2210	2220	2220	2230		
Service Day	Every Day	Sat. & Holiday	Weekdays	Every Day	Service Day	Every Day	Weekdays	Sat. & Holiday	Every Day		
Tokyo	Depart 8:15	8:30	8:45	14:15	Kozushima	Depart —	13:40	13:40	—		
Kurihama	Arrive	9:30	↓	↓	Shikinejima	Arrive —	14:05	14:05	—		
	Depart	9:35	↓	↓	Depart	—	14:10	14:10	—		
Oshima	Arrive	10:00	10:35	10:30	16:00	Niijima	Arrive —	14:20	14:20	—	
	Depart	—	10:45	10:45	—	Depart	—	14:25	14:25	—	
Toshima	Arrive	—	11:14	11:14	—	Toshima	Arrive —	14:49	14:49	—	
	Depart	—	11:15	11:15	—	Depart	—	14:50	14:50	—	
Niijima	Arrive	—	11:40	11:40	—	Oshima	Arrive —	15:20	15:20	—	
	Depart	—	11:45	11:45	—	Depart	10:25	15:30	15:30	15:55	
Shikinejima	Arrive	—	12:00	12:00	—	Kurihama	Arrive	↓	↓	16:30	
	Depart	—	12:05	12:05	—	Depart	↓	↓	↓	16:35	
Kozushima	Arrive	—	12:30	12:30	—	Tokyo	Arrive	12:10	17:15	17:35	17:40

(From Atami and Ito to Oshima Route)

Ferry Service Code	1100	1100	1110	Ferry Service Code	2100	2100	2110	2110
Service Day	Weekdays	Sat. & Holiday	Every Day	Service Day	5/11	Every day except 5/11	Weekdays	Sat. & Holiday
Atami	Depart 9:10	9:10	14:50	Oshima	Depart 10:10	11:50	16:15	16:25
Ito	Arrive	9:35	↓	Ito	Arrive	↓	↓	17:00
	Depart	9:40	↓	Depart	↓	↓	↓	17:05
Oshima	Arrive 9:55	10:15	15:35	Atami	Arrive 10:55	12:35	17:00	17:30



Service Period: June 1 – 30

(From Tokyo and Kurihama to Oshima, Toshima, Niijima, Shikinejima and Kozushima Route)

Ferry Service Code	1210	1220	1220	1230	Ferry Service Code	2210	2220	2220	2230		
Service Day	Every Day	Sat. & Holiday	Weekdays	Every Day	Service Day	Every Day	Weekdays	Sat. & Holiday	Every Day		
Tokyo	Depart 8:15	8:30	8:45	14:15	Kozushima	Depart —	13:40	13:40	—		
Kurihama	Arrive	9:30	↓	↓	Shikinejima	Arrive —	14:05	14:05	—		
	Depart	9:35	↓	↓	Depart	—	14:10	14:10	—		
Oshima	Arrive	10:00	10:35	10:30	16:00	Niijima	Arrive —	14:20	14:20	—	
	Depart	—	10:45	10:45	—	Depart	—	14:25	14:25	—	
Toshima	Arrive	—	11:14	11:14	—	Toshima	Arrive —	14:49	14:49	—	
	Depart	—	11:15	11:15	—	Depart	—	14:50	14:50	—	
Niijima	Arrive	—	11:40	11:40	—	Oshima	Arrive —	15:20	15:20	—	
	Depart	—	11:45	11:45	—	Depart	10:25	15:30	15:30	15:55	
Shikinejima	Arrive	—	12:00	12:00	—	Kurihama	Arrive	↓	↓	16:30	
	Depart	—	12:05	12:05	—	Depart	↓	↓	↓	16:35	
Kozushima	Arrive	—	12:30	12:30	—	Tokyo	Arrive	12:10	17:15	17:35	17:40

(From Atami and Ito to Oshima Route)

Ferry Service Code	1100	1110	Ferry Service Code	2100	2110	2110	
Service Day	Every Day	Every Day	Service Day	Every Day	Every day except 6/30	6/30	
Atami	Depart 9:10	14:50	Oshima	Depart 11:50	16:25	16:45	
Ito	Arrive	9:35	↓	Ito	Arrive	↓	17:00
	Depart	9:40	↓	Depart	↓	↓	17:05
Oshima	Arrive 10:15	15:35	Atami	Arrive 12:35	17:30	17:50	

Large Passenger Ship Service Period: April 1 - June 30

From Tokyo and Yokohama to Oshima, Toshima, Niijima, Shikinejima and Kozushima Route Passenger Ship Service Days (Colored days are the days the ships will be in service)

Direction (Departure from Tokyo)	April	May	June	Direction (Departure from Yokohama)	April	May	June						
Sun.	Mon.	Tue.	Wed.	Thu.	Fri.	Sat.	Sun.	Mon.	Tue.	Wed.	Thu.	Fri.	Sat.
1	2	3	4	5	6	7	1	2	3	4	5	6	7
A	A	A	A	B	B	B	1	2	3	4	5	6	7
No svc.	No svc.	No svc.	No svc.	No svc.	No svc.	No svc.	6	7	8	9	10	11	12
15	16	17	18	19	20	21	13	14	15	16	17	18	19
No svc.	No svc.	No svc.	No svc.	No svc.	No svc.	No svc.	A	No svc.	No svc.	No svc.	No svc.	B	B
22	23	24	25	26	27	28	20	21	22	23	24	25	26
No svc.	No svc.	No svc.	No svc.	No svc.	No svc.	No svc.	G	F	F	F	F	F	F
29	30	C	C	C	C	C	27	28	29	30	31		
No svc.	No svc.	No svc.	No svc.	No svc.	No svc.	No svc.	A	E	E	E	E	E	E

(From Tokyo and Yokohama to Oshima, Toshima, Niijima, Shikinejima and Kozushima Route)

* Check the ferry sailing days on the calendar shown on the left.

Ferry Service Code	3000	3000	3000	Ferry Service Code	2000	2000	2000	2000	
Service Day	A	B	C	Service Day	D	E	F	G	
Tokyo	Depart 12:15	22:00	23:00	Kozushima	Depart 9:30	9:35	10:30	10:30	
Yokohama	Arrive	24:00	23:20	Shikinejima	Arrive 10:20	10:25	11:20	11:20	
	Depart	23:30		Depart	10:25	10:30	11:25	11:25	
Oshima	Arrive	Next day 6:00	Next day 6:00	Niijima	Arrive 10:45	10:50	11:45	11:45	
	Depart	Next day 6:20	Next day 6:20	Depart	10:55	11:00	11:55	11:55	
Toshima	Arrive	7:40	7:40	6:35	Toshima	Arrive 11:45	11:50	12:45	12:45
	Depart	7:45	7:45	6:40	Depart	11:50	11:55	12:50	12:50
Niijima	Arrive	8:35	8:35	7:30	Oshima	Arrive 12:55	13:05	14:10	14:10
	Depart	8:45	8:45	7:40	Depart	13:20	13:30	14:30	14:30
Shikinejima	Arrive	9:05	9:05	8:00	Yokohama	Arrive	↓	↓	18:00
	Depart	9:10	9:10	8:05		Depart	↓	↓	↓
Kozushima	Arrive 10:00	10:00	8:55	Tokyo	Arrive 17:40	17:55	19:00	19:45	

Routes to and from Shimoda - Operated by Shinshin Kisen (Ferry Aseria)

* Reservations through the internet are not accepted.

Ferry Service Code	1500	Ferry Service Code	1500
Service Day	Tue., Fri. & Sun.	Service Day	5/2, Mon., Thu. & Sat.
Shimoda	Depart 9:30	Shimoda	Depart 9:30
Toshima	Arrive 11:05	Kozushima	Arrive 11:50
	Depart 11:10		Depart 12:10
Niijima	Arrive 12:10	Shikinejima	Arrive 13:00
	Depart 12:25		Depart 13:10
Shikinejima	Arrive 12:45	Niijima	Arrive 13:30
	Depart 13:00		Depart 13:50
Kozushima	Arrive 13:50	Toshima	Arrive 14:40
	Depart 14:10		Depart 14:45
Shimoda	Arrive 16:30	Shimoda	Arrive 16:30

Tokai Kisen's Customer Center accepts reservations for passengers only. When making a reservation for ferrying of a car or other cargo, please inquire and make a reservation through Tokai Kisen's Shimoda Office at **0558-22-2626 (+81-558-22-2626)**. (The Shimoda Office is closed on Wednesday.)

(From Tokyo to Miyakejima, Mikurajima and Hachijojima Route)

Ferry Service Code	3400	Ferry Service Code	2400	2400		
Service Day	Every Day	Service Day	4/1~27, 5/7~6/29	4/28~5/6, 6/30		
Tokyo	Depart 22:30	Hachijojima	Depart 9:40	9:40		
Miyakejima	Arrive	Next day 5:00	Arrive	12:30	12:30	
	Depart	5:05	Depart	12:35	12:35	
Mikurajima	Arrive	5:55	Arrive	13:25	13:25	
	Depart	6:00	Depart	13:35	13:35	
Hachijojima	Arrive	8:50	Oshima	Arrive	↓	*16:10
	Depart			Depart	↓	16:20
Tokyo	Arrive 19:40	Tokyo	Arrive 19:40	20:45		

Hachijojima - Aogashima Route (Ferry Operated by Izu Shoto Kaihatsu Co.)

Visit Hachijojima and Aogashima after contacting Izu Shoto Kaihatsu Co. at **03-3455-3090 (+81-3-3455-3090)** for a ferry service timetable or other information.

* Transfer available to the high-speed jet ferry sailing from Oshima at 16:40 or 16:55.

Seats on all ships and in all classes are reserved seats. Make a reservation in advance.

Reservation and Purchase of Ferry Ticket (Second-class seats on Shinshin Kisen ships to and from Shimoda are non-reserved seats.)

Reservations are accepted and ferry tickets are sold at your nearest travel agency or the sales offices of Tokai Kisen two months before the boarding day, except tickets for ships for the Tokyo Bay summer evening cruising operated by Tokai Kisen and Izu island ferries operated by Izu Shoto Kaihatsu.

- Please check the ferry service day, time, departure port and destination when you purchase a ticket.
- Please check the port of departure, as well as departure and arrival times, on your departure day at the island. There may be a change due to weather or other condition.
- Please notify early if cancellation becomes necessary after making a reservation.

For more information, please call our Customer Center at 03-5472-9999 (+81-3-5472-9999).

Office hours are from 09:30 to 20:00 every day.

High-Speed Jet Ferry

Service Period: July 1 – 13

(From Tokyo and Kurihama to Oshima, Toshima, Niijima, Shikinejima and Kozushima Route)

Ferry Service Code	1210	1220	1220	1230	Ferry Service Code	2210	2220	2220	2230	*2460
Service Day	Every Day	Sat. & Holiday	Weekdays	Every Day	Service Day	Every Day	Weekdays	Sat. & Holiday	Every Day	7/13
Tokyo Depart	8:15	8:30	8:45	14:15	Kozushima Depart	—	13:40	13:40	—	—
Kurihama Arrive	↓	9:30	↓	↓	Shikinejima Arrive	—	14:05	14:05	—	—
Kurihama Depart	↓	9:35	↓	↓	Shikinejima Depart	—	14:10	14:10	—	—
Oshima Arrive	10:00	10:35	10:30	16:00	Niijima Arrive	—	14:20	14:20	—	—
Oshima Depart	—	10:45	10:45	—	Niijima Depart	—	14:25	14:25	—	—
Toshima Arrive	—	11:14	11:14	—	Toshima Arrive	—	14:49	14:49	—	—
Toshima Depart	—	11:15	11:15	—	Toshima Depart	—	14:50	14:50	—	—
Niijima Arrive	—	11:40	11:40	—	Oshima Arrive	—	15:20	15:20	—	—
Niijima Depart	—	11:45	11:45	—	Oshima Depart	10:25	15:30	15:30	15:55	16:45
Shikinejima Arrive	—	12:00	12:00	—	Kurihama Arrive	↓	↓	16:30	↓	↓
Shikinejima Depart	—	12:05	12:05	—	Kurihama Depart	↓	↓	16:35	↓	↓
Kozushima Arrive	—	12:30	12:30	—	Tokyo Arrive	12:10	17:15	17:35	17:40	18:30

* Ferry Service 2460 connects to TACHIBANA MARU, which calls at Oshima after sailing from Hachijojima, Mikurajima and Miyakejima.

(From Atami and Ito to Oshima Route)

Ferry Service Code	1100	1100	1110	Ferry Service Code	2100	2110	*2110
Service Day	Every day except 7/13	7/13	Every Day	Service Day	Every day except 7/13	7/13	Every day except 7/13
Atami Depart	9:10	9:10	14:50	Oshima Depart	11:50	13:45	16:45
Ito Arrive	9:35	↓	↓	Ito Arrive	↓	↓	17:20
Ito Depart	9:40	↓	↓	Ito Depart	↓	↓	17:25
Oshima Arrive	10:15	9:55	15:35	Atami Arrive	12:35	14:30	17:50

* Ferry Service 2110 on July 13 connects to TACHIBANA MARU, which calls at Oshima after sailing from Hachijojima, Mikurajima and Miyakejima.

Service Period: July 14 – 16, July 21 – August 19 Ferries are in Operation Everyday

(From Tokyo to Oshima, Toshima, Niijima, Shikinejima and Kozushima Route)

Ferry Service Code	1410	1430	1420	1400	※1440	1450	Ferry Service Code	2410	2420	2450	1440	*2460	*2430
Tokyo Depart	7:20	7:35	7:45	8:00	13:15	13:50	Kozushima Depart	—	—	—	—	—	15:30
Oshima Arrive	9:05	9:20	9:30	9:45	—	15:35	Shikinejima Arrive	—	—	—	—	—	—
Oshima Depart	9:10	9:25	9:40	—	—	—	Shikinejima Depart	10:10	—	—	15:45	—	—
Toshima Arrive	—	9:54	—	—	—	—	Niijima Arrive	—	—	—	15:55	—	—
Toshima Depart	—	9:55	—	—	—	—	Niijima Depart	—	10:35	—	16:05	—	—
Niijima Arrive	—	—	10:25	—	Shikinejima 15:35	—	Toshima Arrive	—	—	—	—	—	16:14
Niijima Depart	—	—	—	—	Shikinejima 15:45	—	Toshima Depart	—	—	—	—	—	16:15
Shikinejima Arrive	10:00	—	—	—	Niijima 15:55	—	Oshima Arrive	11:00	11:20	—	—	—	16:45
Shikinejima Depart	—	—	—	—	—	—	Oshima Depart	11:05	11:35	16:00	—	16:40	16:55
Kozushima Arrive	—	10:40	—	—	—	—	Tokyo Arrive	12:50	13:20	17:45	18:25	18:25	18:40

* Note the arrival order of Ferry Service 1440 at Niijima and Shikinejima.

* Ferry Service 2430 and 2460 connects to TACHIBANA MARU, which calls at Oshima after sailing from Hachijojima, Mikurajima and Miyakejima.

(From Atami to Oshima and Kozushima Route)

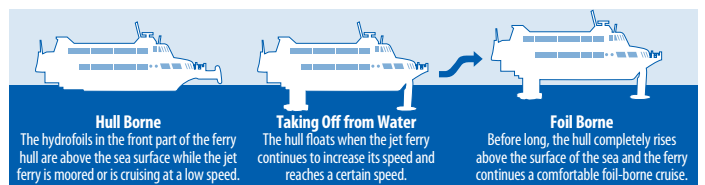


Ferry Service Code	1250	1150	1110	Ferry Service Code	2100	2150	2250
Atami Depart	11:00	13:20	15:40	Kozushima Depart	—	10:55	13:30
Oshima Arrive	11:45	14:05	16:25	Oshima Arrive	—	↓	14:30
Oshima Depart	11:55	14:10	—	Oshima Depart	10:00	↓	14:40
Kozushima Arrive	12:55	15:10	—	Atami Arrive	10:45	12:30	15:25

Structure of Jet Ferry

The jet engine of a ferry ejects sea water allowing the ferry to gain the power to rise from the surface of the sea, to travel in a foil-borne state.

* Water has a density 800 times that of air and a jet ferry with a small engine can cruise on the sea surface.

The jet ferry has hydrofoils just like the airplane has wings. The computer-operated automatic control system always makes adjustment to stabilize the ferry hull and the jet ferry can travel in a stormy sea free of rolling and pitching even at a speed of about 80 kilometers per hour.



Service Period: July 17 – 20, August 20 – 31 Ferries are in Operation Everyday

(From Tokyo to Oshima, Toshima, Nijijima, Shikinejima and Kozushima Route)

Ferry Service Code		1420	1400	1410	1430	*1440
Tokyo	Depart	7:20	7:35	8:00	8:20	12:20
Oshima	Arrive		9:20	9:45	10:05	14:05
	Depart		—	—	10:15	14:15
Toshima	Arrive		—	—	10:44	
	Depart		—	—	10:45	
Nijijima	Arrive	9:40	—	—		Shikinejima 15:05
	Depart	9:50	—	—		Shikinejima 15:45
Shikinejima	Arrive	10:05	—	—		Nijijima 15:25
	Depart	10:15	—	—		—
Kozushima	Arrive	10:40	—	—	11:30	—

* Note the arrival order of Ferry Service 1440 at Nijijima and Shikinejima.

Ferry Service Code		2410	2420	2430	1440	*2460
Kozushima	Depart	—	11:05	14:35	—	—
Shikinejima	Arrive	—	11:30		—	—
	Depart	—	11:40		15:15	—
Nijijima	Arrive	—	11:50		15:25	—
	Depart	—	12:00		15:35	—
Toshima	Arrive	—		15:19		—
	Depart	—		15:20		—
Oshima	Arrive	—	12:45	15:50		—
	Depart	9:40	12:55	16:00		16:35
Tokyo	Arrive	11:25	14:40	17:45	17:55	18:20

* Ferry Service 2460 connects to TACHIBANA MARU, which calls at Oshima after sailing from Hachiojima, Mikurajima and Miyakejima.

(From Atami to Oshima and Kozushima Route)

Ferry Service Code		1250	1110	Ferry Service Code		2100	2250
Atami	Depart	11:05	15:35	Kozushima	Depart	—	12:35
Oshima	Arrive	11:50	16:20	Oshima	Arrive	—	13:35
	Depart	12:00	—		Depart	10:00	13:45
Kozushima	Arrive	13:00	—	Atami	Arrive	10:45	14:30



Service Period: Sep. 1 – 14

(From Tokyo and Kurihama to Oshima, Toshima, Nijijima, Shikinejima and Kozushima Route)

Ferry Service Code		1220	1220	1430	1210	1230	Ferry Service Code		2210	2430	2220	2230	2230
Service Day		Weekdays	Sat. & Holiday	Every Day	Every Day	Every Day	Service Day		Every Day	Every Day	Every Day	Weekdays	Sat. & Holiday
Tokyo	Depart	7:30	7:30	7:45	8:05	14:15	Kozushima	Depart	—	13:30	—	—	—
Kurihama	Arrive		8:30				Shikinejima	Arrive	—		—	—	—
	Depart		8:35					Depart	—		13:55	—	—
Oshima	Arrive	9:15	*9:35	9:30	9:50	16:00	Nijijima	Arrive	—		14:05	—	—
	Depart	9:25	9:45	9:43	—	—		Depart	—		14:15	—	—
Toshima	Arrive			10:12	—	—	Toshima	Arrive	—	14:14		—	—
	Depart			10:15	—	—		Depart	—	14:15		—	—
Nijijima	Arrive	10:10	10:30		—	—	Oshima	Arrive	—	*14:45	*15:00	—	—
	Depart	10:20	10:40		—	—		Depart	10:25	14:55	15:10	15:35	15:35
Shikinejima	Arrive	10:35	10:55		—	—	Kurihama	Arrive					16:35
	Depart	—	—		—	—		Depart					16:40
Kozushima	Arrive	—	—	11:00	—	—	Tokyo	Arrive	12:10	16:40	16:55	17:20	17:40

* Ferry Service 1220 departing from Kurihama connects to 1430 on Saturdays and Holidays.

* Ferry Service 2430 and 2220 connects to ferries for Kurihama on Saturdays and Holidays at Oshima.

(From Atami to Oshima Route)

Ferry Service Code		1100	1110	Ferry Service Code		2100	※2110
Service Day		Every Day	Every Day	Service Day		Every Day	Every Day
Atami	Depart	9:10	13:30	Oshima	Depart	11:50	16:45
Oshima	Arrive	9:55	14:15	Atami	Arrive	12:35	17:30

* Ferry Service 2110 connects to TACHIBANA MARU, which calls at Oshima after sailing from Hachiojima, Mikurajima and Miyakejima.



Service Period: Sep. 15 – 17, Sep. 22 – 24 Ferries are in Operation Everyday

(From Tokyo to Oshima, Toshima, Nijijima, Shikinejima and Kozushima Route)

Ferry Service Code		1420	1400	1430	1410	1450	Ferry Service Code		2410	2430	2420	2450	2460
Tokyo	Depart	7:30	7:50	8:10	8:25	13:30	Kozushima	Depart	—	13:30	—	—	—
Oshima	Arrive	9:15	9:35	9:55	10:10	15:15	Shikinejima	Arrive	—		—	—	—
	Depart	9:25	—	10:05	—	—		Depart	—		13:55	—	—
Toshima	Arrive		—	10:34	—	—	Nijijima	Arrive	—		14:05	—	—
	Depart		—	10:35	—	—		Depart	—		14:15	—	—
Nijijima	Arrive	10:10	—		—	—	Toshima	Arrive	—	14:14		—	—
	Depart	10:20	—		—	—		Depart	—	14:15		—	—
Shikinejima	Arrive	10:35	—		—	—	Oshima	Arrive	—	14:45	15:00	—	—
	Depart	—	—		—	—		Depart	10:40	14:55	15:10	15:35	15:45
Kozushima	Arrive	—	—	11:20	—	—	Tokyo	Arrive	12:25	16:40	16:55	17:20	17:30

(From Atami to Oshima and Kozushima Route)

Ferry Service Code		1250	1110	Ferry Service Code		2100	2250
Atami	Depart	10:55	14:40	Kozushima	Depart	—	12:30
Oshima	Arrive	11:40	15:25	Oshima	Arrive	—	13:30
	Depart	11:50	—		Depart	9:55	13:40
Kozushima	Arrive	12:50	—	Atami	Arrive	10:40	14:25

Service Period: Sep. 18 – 21

(From Tokyo to Oshima, Toshima, Nijijima, Shikinejima and Kozushima Route)

Ferry Service Code	1210	1220	1230	Ferry Service Code	2210	2220	2450	2230
Service Day	Every Day	Every Day	Every Day	Service Day	Every Day	Every Day	9/21	Every Day
Tokyo Depart	8:20	8:35	13:15	Kozushima Depart	—	12:45	—	—
Oshima Arrive	10:05	10:20	15:00	Shikinejima Arrive	—	13:10	—	—
Oshima Depart	—	10:30	—	Shikinejima Depart	—	13:15	—	—
Toshima Arrive	—	10:59	—	Nijijima Arrive	—	13:25	—	—
Toshima Depart	—	11:00	—	Nijijima Depart	—	13:30	—	—
Nijijima Arrive	—	11:25	—	Toshima Arrive	—	13:54	—	—
Nijijima Depart	—	11:30	—	Toshima Depart	—	13:55	—	—
Shikinejima Arrive	—	11:45	—	Oshima Arrive	—	14:25	—	—
Shikinejima Depart	—	11:55	—	Oshima Depart	10:20	14:35	14:55	15:15
Kozushima Arrive	—	12:20	—	Tokyo Arrive	12:05	16:20	16:40	17:00

(From Atami to Oshima Route)

Ferry Service Code	1100	1110	Ferry Service Code	2100	2110
Service Day	Every Day	Every Day	Service Day	Every Day	9/18~20
Atami Depart	9:10	12:45	Oshima Depart	11:15	15:40
Oshima Arrive	9:55	13:30	Atami Arrive	12:00	16:25



Service Period: Sep. 25 – 30

(From Tokyo and Kurihama to Oshima, Toshima, Nijijima, Shikinejima and Kozushima Route)

Ferry Service Code	1240	1210	1220	1220	1230	Ferry Service Code	2210	2230	2220	2220	2450
Service Day	Sat. & Holiday	Every Day	Weekdays	Sat. & Holiday	Sat. & Holiday	Service Day	Sat. & Holiday	Every Day	Weekdays	Sat. & Holiday	Sat. & Holiday
Tokyo Depart	7:50	8:10	8:35	8:35	13:05	Kozushima Depart	—	—	13:15	13:15	—
Kurihama Arrive	↓	↓	↓	↓	↓	Shikinejima Arrive	—	—	13:40	13:40	—
Kurihama Depart	↓	↓	↓	↓	↓	Shikinejima Depart	—	—	13:45	13:45	—
Oshima Arrive	9:35	9:55	10:20	10:40	14:50	Nijijima Arrive	—	—	13:55	13:55	—
Oshima Depart	—	—	10:30	10:50	—	Nijijima Depart	—	—	14:00	14:00	—
Toshima Arrive	—	—	10:59	11:19	—	Toshima Arrive	—	—	14:24	14:24	—
Toshima Depart	—	—	11:00	11:20	—	Toshima Depart	—	—	14:25	14:25	—
Nijijima Arrive	—	—	11:25	11:45	—	Oshima Arrive	—	—	14:55	14:55	—
Nijijima Depart	—	—	11:30	11:50	—	Oshima Depart	10:20	14:40	15:05	15:05	15:20
Shikinejima Arrive	—	—	11:45	12:05	—	Kurihama Arrive	↓	↓	↓	16:05	↓
Shikinejima Depart	—	—	11:50	12:10	—	Kurihama Depart	↓	↓	↓	16:10	↓
Kozushima Arrive	—	—	12:15	12:35	—	Tokyo Arrive	12:05	16:25	16:50	17:10	17:05

(From Atami to Oshima Route)

Ferry Service Code	1100	1110	Ferry Service Code	2100	2110
Service Day	Every Day	Every Day	Service Day	Every Day	Every Day
Atami Depart	11:10	13:35	Oshima Depart	10:10	12:35
Oshima Arrive	11:55	14:20	Atami Arrive	10:55	13:20

Large Passenger Ship Service Period: July 1 - Sep. 30

(From Tokyo and Yokohama to Oshima, Toshima, Nijijima, Shikinejima and Kozushima Route)

From Tokyo and Yokohama to Oshima, Toshima, Nijijima, Shikinejima and Kozushima Route Passenger Ship Service Days (Colored days are the days the ships will be in service)																								
Onward Route (Departure from Tokyo)	July							August							September							Return Route (Departure from Isehima)		
	Sun.	Mon.	Tue.	Wed.	Thu.	Fri.	Sat.	Sun.	Mon.	Tue.	Wed.	Thu.	Fri.	Sat.	Sun.	Mon.	Tue.	Wed.	Thu.	Fri.	Sat.			
Tokyo Depart	1	2	3	4	5	6	7	5	6	7	8	9	10	11	2	3	4	5	6	7	8	Kozushima Depart	9:30	10:30
Yokohama Arrive	8	9	10	11	12	13	14	12	13	14	15	16	17	18	9	10	11	12	13	14	15	Shikinejima Arrive	10:20	11:20
Yokohama Depart	15	16	17	18	19	20	21	19	20	21	22	23	24	25	16	17	18	19	20	21	22	Shikinejima Depart	10:25	11:25
Oshima Arrive	22	23	24	25	26	27	28	26	27	28	29	30	31	23	24	25	26	27	28	29	Nijijima Arrive	10:45	11:45	
Oshima Depart	29	30	31					29	30	31				24	25	26	27	28	29		Nijijima Depart	10:55	11:55	
														30	31						Toshima Arrive	11:45	12:45	
														1	2	3	4	5	6	7	8	Toshima Depart	11:50	12:50
														8	9	10	11	12	13	14	15	Nijijima Arrive	12:55	14:10
														15	16	17	18	19	20	21	22	Nijijima Depart	13:20	14:30
														22	23	24	25	26	27	28	29	Oshima Arrive	13:20	14:30
														29	30	31						Oshima Depart	17:40	18:45
																						Yokohama Arrive	18:00	18:10
																						Yokohama Depart	18:10	18:15
																						Tokyo Arrive	17:40	19:45

(From Tokyo to Miyakejima, Mikurajima and Hachijojima Route)

Ferry Service Code	3400	Ferry Service Code	2400	2400
Service Day	Every Day	Service Day	9/25~30	7/1~9/24
Tokyo Depart	22:30	Hachijojima Depart	9:40	9:40
Miyakejima Arrive	Next day 5:00	Mikurajima Arrive	12:30	12:30
Miyakejima Depart	5:05	Mikurajima Depart	12:35	12:35
Mikurajima Arrive	5:55	Miyakejima Arrive	13:25	13:25
Mikurajima Depart	6:00	Miyakejima Depart	13:35	13:35
Hachijojima Arrive	8:50	Oshima Arrive	↓	*16:10
		Oshima Depart	↓	16:20
		Tokyo Arrive	19:40	20:45

Routes to and from Shimoda - Operated by Shinshin Kisen (Ferry Aseria)

Ferry Service Code	1500	Ferry Service Code	1500
Service Day	Tue., Fri. & Sun., 8/15	Service Day	Mon., Thu. & Sat.
Shimoda Depart	9:30	Shimoda Depart	9:30
Toshima Arrive	11:05	Kozushima Arrive	11:50
Toshima Depart	11:10	Kozushima Depart	12:10
Nijijima Arrive	12:10	Shikinejima Arrive	13:00
Nijijima Depart	12:25	Shikinejima Depart	13:10
Shikinejima Arrive	12:45	Nijijima Arrive	13:30
Shikinejima Depart	13:00	Nijijima Depart	13:50
Kozushima Arrive	13:50	Toshima Arrive	14:40
Kozushima Depart	14:10	Toshima Depart	14:45
Shimoda Arrive	16:30	Shimoda Arrive	16:30

*Reservations through the internet are not accepted.

Tokai Kisen's Customer Center accepts reservations for passengers only. When making a reservation for ferrying of a car or other cargo, please inquire and make a reservation through Tokai Kisen's Shimoda Office at **0558-22-2626 (+81-558-22-2626)**. (The Shimoda Office is closed on Wednesday.)

Hachijojima - Aogashima Route (Ferries Operated by Izu Shoto Kaihatsu Co.)

Visit Hachijojima and Aogashima after contacting Izu Shoto Kaihatsu Co. at **03-3455-3090 (+81-3-3455-3090)** for a ferry service timetable or other information.

* Transfer available to the high-speed jet ferry sailing from Oshima to Tokyo and Atami at some route.

Carry-On Luggage Carried on Board (Limits for Carrying on Board) - Jet Ferries and Large Passenger Ships

Limits and Charges for Carry-On Luggage on Board

A "carry-on luggage ticket" is needed to hand-carry chargeable luggage on board. Please purchase a carry-on luggage ticket at the ticket window before boarding the ship. Unless a carry-on luggage ticket is attached to your chargeable luggage, you may be asked to pay a luggage charge when you disembark.


● A bicycle in a bicycle bag that can be carried on board should be one that is contained entirely in a dedicated bag with one or both of the wheels removed. Regardless of whether or not a bicycle is contained in a bag, a bicycle with both wheels mounted or a bicycle whose component is exposed from the bag such as a seat, handlebar, stem or tire cannot be carried onto a jet ferry or a large passenger ship. Please deposit a bicycle in such condition as checked luggage on board a large passenger ship (1,500 yen per bicycle one way).

Jet Ferry

● The jet ferry cruises on the water surface and is structurally designed to be light and compact. Please note that large and heavy carry-on luggage exceeding the limits cannot be carried on board. Only up to two pieces of carry-on luggage per person can be carried on board. Personal belongings such as a handbag and umbrella are not included in carry-on luggage. The limits for dimensions and weight of carry-on luggage are shown in the table on the right.

Carry-on luggage that Can be Carried on Board

- (1) Personal belongings (free of charge): Handbag, shoulder bag, shoes, camera, camera accessories, small backpack, tote bag, umbrella and other personal effects.
- (2) Carry-on luggage (Not allowed to carry on board if its dimensions or weight are beyond the specified limits): Cooler box, diving bag, large backpack, bicycle in bag, golf bag, fishing rod, surfboard (excluding long boat), bodyboard, etc.
- (3) Other items: Guide dog, hearing dog, a dog with a sign "service dog," wheelchair used by the passenger and other items may be carried on board free of charge.



Carrying On Board Allowed/Not Allowed	Diving Bag, Cooler Box, Bicycle in Bag and Other Bags and Items	Surfboard, Bodyboard
Allowed	Free of Charge Three sides adding up to 120cm or less and the total weight is 20kg or less (If two pieces are carried on board, the total of the two pieces)	¥1,000 per board Long boards cannot be carried aboard a jet ferry.
	Chargeable Three sides adding up to 120cm or more and the total weight is 20kg or more (If 2 pieces are carried on board, the total of the two pieces. However, the maximum total weight is 30kg) Charge of ¥1,000 per item	
Not Allowed	Three sides adding up to 120cm or more and the total weight is 30kg or more. A bicycle other than one contained in a bicycle bag	

* The charges include the consumption tax.

The spaces on the jet ferry for carry-on luggage are limited. If you have large carry-on luggage, please use the parcel delivery service of a transport company or the luggage delivery service of a large passenger ship in advance. Your cooperation will be appreciated.

Large Passenger Ship

- (1) Carry-on luggage can be carried on board free of charge if three sides of one piece of luggage add up to 120cm or less and the total weight is 20kg or less. (Includes a bicycle in a bicycle bag. Please mention to the reservation clerk if 15 or more bicycles are planned to be carried on board.)
- (2) Carry-on luggage in excess of the foregoing limits cannot be carried on board. Please deposit your excess luggage as checked luggage or use a parcel delivery company beforehand.
- (3) The charge for carry-on luggage for a surfboard and bodyboard is ¥700 per board one way. Telephone for Customer Service Center: 03-5472-9999 (Call Handling Service 0570-005710)

Checked Luggage (Large Passenger Ship): Bicycle (Other than Bicycle Contained in a Bicycle Bag), Diving Bag and Other Cargo

● Large travel luggage is required to be deposited as checked luggage if the sum total of three sides of the travel luggage is 200cm or less and less than 30kg in total weight per person. A carry cart with luggage tied to it cannot be accepted as luggage in such condition as may sustain damage should the cart topple over. Please deposit the carry cart and luggage separately. The closing time for luggage check for Tokyo is 30 minutes before departure and is 50 minutes before departure for Yokohama and the islands.

* Please show your ferry ticket and state your destination

● Those passengers in a group planning to deposit five or more bare bicycles not contained in bicycle bags are requested to kindly contact one of our offices listed under "Checked Luggage (Large Passenger Ship) - Motorcycle."

● The jet ferries do not accept checked luggage.

● Riding on bicycles is not allowed on Mikurajima Island. Bicycles can be carried on board but cannot be ridden on Mikurajima.

For more information, please call Tokai Kisen Cargo Group at 03-3452-5431 (+81-3-3452-5431).

(Office hours 10:00 to 16:00 on weekdays. Closed on Saturday, Sunday, public holidays and Year end and New Year days)

Bicycle (Bicycle other than a bicycle contained in a bicycle bag)	Bicycle (Contained in a bicycle bag) Diving Bag Carry-on Luggage
¥1,500 per bicycle Riding on bicycles is not allowed on Mikurajima	¥500 per luggage

* Except services to and from Shimoda and service between Hachijojima and Aogashima.

* Consumption tax is included in the charges.

Checked Luggage (Large Passenger Ship) - Motorcycle

* Stowage of motorcycles is accepted only after a reservation has been made. Be sure to make your reservation for motorcycle stowage separately from the boarding reservation.

For Reservation of Motorcycle Stowage: Call Tokai Kisen Cargo Group at 03-3452-5431 between 10:00 and 16:00, excluding Saturdays, Sundays, public holidays, Year-End and New Year holidays.

● Reservations are accepted within three business days counting from your boarding date. Should the reservation closing date fall on a Saturday, Sunday, holiday or Year-end and New Year holidays, reservations will be accepted on the first business day before Saturday, Sunday or holidays. Reservations will not be accepted even before the reservation closing hour and day in the case all available stowage spaces are taken by reservations. Passengers are recommended to reserve or make an enquiry early for motorcycle stowage after making a boarding reservation.

● Stowage of only two-wheeled motorcycles with an engine displacement of 250cc or less including mopeds is accepted. For passengers departing from and arriving in Yokohama, stowage is limited to two-wheeled motorcycles with an engine displacement of 50cc or less including mopeds. * Stowage of three-wheeled motorcycles will not be accepted as checked luggage even if the engine displacement is 250cc or less.

● Stowed motorcycles will be tied securely using cargo tying rope and motorcycle accessories must be removed before their stowage.

● Time limit for accepting motorcycle stowage on the boarding day (Limited only to passengers who have made a boarding reservation)

* Passengers departing from Tokyo (all islands): Up to 21:00 p.m. * Passengers departing from Yokohama and all islands (excluding Niijima Island): At least 50 minutes before departure * Passengers departing from Niijima Island: At least 90 minutes before departure

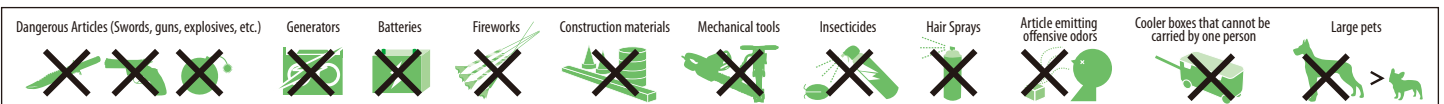
● Jet ferries cannot stow motorcycles.

From Tokyo or Yokohama	Motorcycle 50cc or less (Moped)	Motorcycle 50 to 125cc	Motorcycle 125 to 250cc
Oshima	¥2,070	¥4,140	¥6,210
Toshima, Niijima, Shikinejima	¥2,430	¥4,850	¥7,280
Kozushima, Miyakejima	¥2,670	¥5,340	¥8,010
Mikurashima, Hachijojima	¥3,060	¥6,120	¥9,170

* The charges include the consumption tax.

Reminders

○ Carry-on luggage that cannot be carried on board (Luggage that cannot be accepted as checked luggage)



○ Stowage on ship: ● Passengers are responsible for on-board stowage of their carry-on luggage. Please place surfboards and other chargeable carry-on luggage in spaces designated by crew staff.

● Please refrain from placing bags with casters on a carpet or on passenger seats.

○ Compensation for Damage: Only when negligence on the part of Tokai Kisen or its employees is proven, will Tokai Kisen assume responsibility for compensating for damages caused by loss, damage or other flaw inflicted on carry-on luggage or other article stowed by the passengers.

● Passenger boarding with a pet: Please put the pet in a cage or a basket 45cm or less on each side. A fee will be charged for stowage of a pet. Please place all cages or baskets in spaces designated by the crew staff.

For more information, please contact a Tokai Kisen sales office.

For More Information on Cargo Stowage, please contact:

● Takeshiba Office - Telephone: 03-3433-5312 Cargo for Tokyo ⇔ Oshima, Toshima, Niijima, Shikinejima, Kozushima, Miyakejima and Hachijojima islands Mainly foodstuffs, daily sundry goods, etc. small enough to be containerized.

● Tatsumi Office Telephone: 03-5569-3700 Large cargo for Tokyo ⇔ Oshima, Toshima, Niijima, Shikinejima and Kozushima islands Mainly vehicles, construction materials, heavy cargo, dangerous cargo, etc.

● Shibaura Office Telephone: 03-3451-8311 Large cargo for Tokyo ⇔ Miyakejima, Mikurashima, Hachijojima and Aogashima islands Mainly vehicles, construction materials, heavy cargo, dangerous items and other cargo, including foodstuffs and other items for Mikurashima Island.

Local Telephone Nos. on Islands

Oshima: 04992-2-5522	Shikinejima: 04992-7-0357	Mikurashima: 04994-8-2220
Toshima: 04992-9-0193	Kozushima: 04992-8-1111	Hachijojima: 04996-2-1211
Niijima: 04992-5-0187	Miyakejima: 04994-5-0221	

Information on Service of Jet Ferry in Morning

Please call 03-3433-2101 from 06:00 to 08:00 a.m. every morning for service of the high-speed jet ferry Seven Islands in the morning, or visit our English website at <http://www.tokaikisen.co.jp/english>.

* Please note that ports of departure, as well as departure and arrival times, on the islands on each day are subject to change due to weather conditions and other reasons. Please check your port of departure and departure and arrival times at a Tokai Kisen office.