

Seats on all ships in all classes are reserved seats, so make a reservation. (Second class seats on Shinshin Kisen services to/from Shimoda are non-reserved seats.)

Reservations and Ticket Purchases Tickets can be reserved and purchased at major travel agencies nearby or our offices two months before the departure date (excluding routes operated by Izu Shoto Kaihatsu).

Customer Service Center

Office hours: 9:30 AM - 6:00 PM (daily)



0570-00571 ☎ 03 (5472) 9999

- Make sure that the service date and time is correct.
- Check the departure port and arrival/departure times, as they may change for each island due to adverse weather or other conditions on the day
- Notify us as soon as possible if you need to cancel your reservation.

High-speed Jet Ferry



Service period: July 1 to 17

<Tokyo to Oshima, Toshima, Nijijima, Shikinejima, and Kozushima routes>

Ferry Service Code		1220	1210	1230
Service Day		Daily	Weekends & Holidays	Daily except July 17
Tokyo	Depart	8:35	8:55	14:00
	Arrive	10:20	10:40	15:45
Oshima	Depart	10:30	—	—
	Arrive	10:59	—	—
Toshima	Depart	11:00	—	—
	Arrive	11:25	—	—
Nijijima	Depart	11:30	—	—
	Arrive	11:45	—	—
Shikinejima	Depart	11:50	—	—
	Arrive	12:15	—	—

Ferry Service Code		2210	2220	2230	
Service Day		Daily except July 17	Daily	July 17	Weekends & Holidays
Kozushima	Depart	—	13:25	—	—
	Arrive	—	13:50	—	—
Shikinejima	Depart	—	13:55	—	—
	Arrive	—	14:05	—	—
Nijijima	Depart	—	14:10	—	—
	Arrive	—	14:34	—	—
Toshima	Depart	—	14:35	—	—
	Arrive	—	15:05	—	—
Oshima	Depart	10:15	15:15	14:55	15:40
	Arrive	12:00	17:00	16:40	17:25

<Atami to Oshima route>

Ferry Service Code		1100	1110
Service Day		Daily	July 17
Atami	Depart	9:10	13:50
	Arrive	9:55	14:35

Ferry Service Code		2100	2110
Service Day		July 17	Daily except July 17
Oshima	Depart	10:10	16:00
	Arrive	10:55	16:45

Service period: Daily from July 18 to August 31

<Tokyo to Oshima, Toshima, Nijijima, Shikinejima, and Kozushima routes>

Ferry Service Code		1420	1430	1410
Tokyo	Depart	7:25	7:50	8:15
	Arrive	—	9:35	10:00
Oshima	Depart	—	9:45	—
	Arrive	—	10:14	—
Toshima	Depart	—	10:15	—
	Arrive	9:45	10:40	—
Nijijima	Depart	9:50	10:45	—
	Arrive	10:05	11:00	—
Shikinejima	Depart	10:10	11:05	—
	Arrive	10:35	11:30	—

Ferry Service Code		1420
Nijijima	Depart	9:50
	Arrive	10:05
Shikinejima	Depart	10:10
	Arrive	10:35
Kozushima	Depart	10:45
	Arrive	11:45
Oshima	Depart	11:55
	Arrive	13:40

Ferry Service Code		2430	2450
Kozushima	Depart	13:25	—
	Arrive	13:50	—
Shikinejima	Depart	13:55	—
	Arrive	14:05	—
Nijijima	Depart	14:10	—
	Arrive	14:34	—
Toshima	Depart	14:35	—
	Arrive	15:05	—
Oshima	Depart	15:15	16:00
	Arrive	17:00	17:45

<Atami to Oshima route>

Ferry Service Code		1110
Atami	Depart	14:55
	Arrive	15:40

Ferry Service Code		2100
Oshima	Depart	10:40
	Arrive	11:25



Reserve and purchase your tickets easily online!

- Reservations can be made from 12:00 am on the day two months prior to your desired travel date until one hour before your scheduled departure.
- To use a student discount, disability discount, shareholder discount, or Izu Islands Club discount, please select the type in the "Enter discount" column.



Reserve your tickets here!

Reservations can also be made by accessing our website!

<https://www.tokaikisenyoyaku.com/app.login>

* Multiple discounts cannot be used together. * Cancellation fees will be charged for changes or cancellations made to reservations.



Service period: Daily service from September 1 to 6 and September 19 to 23

<Tokyo to Oshima, Toshima, Niijima, Shikinejima, and Kozushima routes>

Ferry Service Code	1420	1430	1410	1450
Tokyo	Depart 7:25	7:50	8:15	13:45
Oshima	Arrive	9:35	10:00	15:30
	Depart	9:45	—	—
Toshima	Arrive	10:14	—	—
	Depart	10:15	—	—
Niijima	Arrive	9:45	10:40	—
	Depart	9:50	10:45	—
Shikinejima	Arrive	10:05	11:00	—
	Depart	10:10	11:05	—
Kozushima	Arrive	10:35	11:30	—

<Atami to Oshima, Niijima, Shikinejima, and Kozushima routes>

Ferry Service Code	1110	Ferry Service Code	*1420
Atami	Depart 13:50	Niijima	Depart 9:50
Oshima	Arrive 14:35	Shikinejima	Arrive 10:05
		Depart	10:10
		Kozushima	Arrive 10:35
		Depart	10:45
		Oshima	Arrive 11:45
		Depart	11:55
		Atami	Arrive 12:40

* A high-speed jet ferry bound for Tokyo is available at Oshima.



Service period: September 7 to 30 (excluding September 19 to 23)

<Tokyo to Oshima, Toshima, Niijima, Shikinejima, and Kozushima routes>

Ferry Service Code	1220	1210	1230	Ferry Service Code	2210	2220	2230
Service Day	Daily	Weekends & Holidays	Daily except September 18	Service Day	Weekdays except September 18	Weekends & Holidays	Daily
Tokyo	Depart 8:35	8:55	14:00	Kozushima	Depart —	—	13:25
Oshima	Arrive 10:20	10:40	15:45	Shikinejima	Arrive —	—	13:50
	Depart 10:30	—	—	Depart —	—	—	13:55
Toshima	Arrive 10:59	—	—	Niijima	Arrive —	—	14:05
	Depart 11:00	—	—	Depart —	—	—	14:10
Niijima	Arrive 11:25	—	—	Toshima	Arrive —	—	14:34
	Depart 11:30	—	—	Depart —	—	—	14:35
Shikinejima	Arrive 11:45	—	—	Oshima	Arrive —	—	15:05
	Depart 11:50	—	—	Depart 10:15	10:55	15:15	14:55
Kozushima	Arrive 12:15	—	—	Tokyo	Arrive 12:00	12:40	17:00

<Atami/Ito to Oshima Island routes>

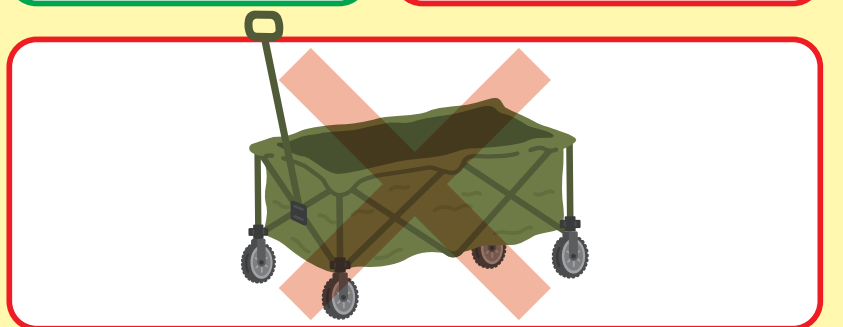
Ferry Service Code	1100	1110
Service Day	Weekdays	Weekends & Holidays
Atami	Depart 9:10	9:10
Ito	Arrive	9:35
	Depart	9:40
Oshima	Arrive 9:55	10:15

Ferry Service Code	2100	2110
Service Day	September 18	Weekdays except September 18
Oshima	Depart 10:40	16:00
Ito	Arrive	16:35
	Depart	16:40
Atami	Arrive 11:25	16:45

Important

Large cooler boxes are not permitted on the high-speed jet ferry!

* Cooler boxes exceeding 30 L in size, or those that leak or emit odors, are not permitted on board, and you will be refused boarding. Use a courier service in advance.



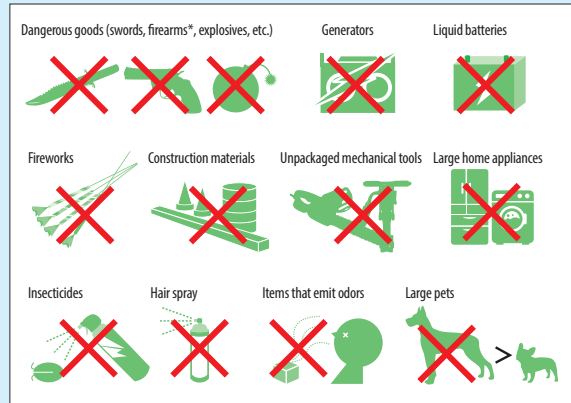
Outdoor wagons are not permitted on either high-speed jets or large passenger ships!

* Use the checked baggage service on large passenger ships.

Carry-on baggage regulations for jet ferries and large passenger ships

Common information for jet ferries and large passenger ships

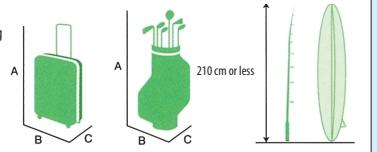
- Paid luggage cannot be carried on board without a “carry-on luggage ticket.” Make sure to purchase a baggage “carry-on luggage ticket” at the counter before boarding. Note that if there is no “carry-on luggage ticket” on your paid luggage, you may be required to pay a fee at the disembarkation point. Make sure to pack your surfboard, bodyboard, or fishing rods in a case.
- A bicycle packed in a bicycle bag refers to a bicycle that has one or both wheels removed and is stored completely in a dedicated bag. Bicycles with both wheels attached, or with parts such as the saddle, handlebars or tires exposed, cannot be brought onto jet ferries or large passenger ships, regardless of whether or not they are packed in a bag. For bicycles in such conditions, use the checked baggage service on large passenger ships (advance reservation required, 1,800 yen per bicycle, one way).
- Luggage that cannot be brought on board (luggage not accepted as checked luggage)



- Mobile electronic devices with lithium-ion (metal) batteries:
 - Mobile batteries pose a risk of fire or smoke depending on how they are handled, so keep them in sight at all times (they cannot be checked in as luggage).
 - Laptops, mobile phones, cameras, batteries, etc., can be carried on board as long as they are within the specified size and weight limits.
- * Bringing hunting rifles and air guns on board:
 - Only passengers with a firearms possession permit issued by the Public Safety Commission are permitted to bring these on board. Make sure to present your permit at the ticket counter before boarding.
- Storage on board:
 - You are responsible for the safekeeping of any luggage or personal belongings you bring on board. Place any luggage requiring a fee, such as surfboards, in the designated area as instructed by the crew.
 - Do not place bags with wheels on the carpet or seats.
- Fishing and cycling spikes: Do not wear fishing or cycling cleats on board, as this may cause damage to the ship or injury to other passengers.
- Compensation for damages: Tokai Kisen will not be responsible for compensation for any loss, damage, or other loss of luggage or other items stored by passengers unless evidence is provided that it is at fault.

How to measure size... (Total of three sides = A + B + C) + (Total weight)
 Between 120 cm and 200 cm Between 20 kg to 30 kg

- Diving bag
- Cooler box (less than 30 L)
- Bicycle in a bicycle bag
- Other bags
- Surfboard (in case)
- Bodyboard (in case)
- Fishing rod (in case)



Jet Ferry

- Jet ferries cruise on the water surface, so they are structurally designed to be lightweight and compact. Note that oversized or heavy luggage exceeding the permitted limits cannot be brought on board. ● Up to two pieces of luggage are permitted per person, excluding personal items such as handbags and umbrellas. Size and weight restrictions are as shown in the table on the right. Large cooler boxes exceeding 30 L are not permitted. ● Luggage check-in is not available on jet ferries.
- Carry-on luggage
 - (1) Personal belongings (free of charge): handbags, shoulder bags, bags, cameras, camera accessories, small backpacks, tote bags, umbrellas, etc.
 - (2) Carry-on luggage (restrictions apply based on size and weight): Cooler boxes (under 30 L), diving bags, large backpacks, bicycles in bicycle bags, golf bags, fishing rods, surfboards (excluding longboards), bodyboards, etc.
 - (3) Other items: Dogs marked as guide dogs, hearing dogs and service dogs, and wheelchairs used by passengers can be brought on board free of charge.

Due to limited luggage storage space on board jet ferries, we kindly request your cooperation in using courier services for large luggage or by using the checked luggage service on large passenger ships.

Permitted/Not Permitted On Board	Diving bags, bicycles in bicycle bags, and other bags, etc.	Surfboards Bodyboards
Permitted	Free of charge The total of three sides must be 120 cm or less, and the total weight must be 20 kg or less (or the combined total if there are two items).	Fee applies
Permitted	Fee applies Items with a total of three sides exceeding 120 cm or total weight exceeding 20 kg (in the case of two items, the total weight is calculated by adding the two together. Note that the maximum weight is 30 kg): 1,200 yen.	1,200 yen per board Longboards are not permitted on jet ferries.
Not permitted	Items with a total of three sides exceeding 200 cm, or with a total weight exceeding 30 kg. Bicycle not packed in bicycle bags.	

* Fees include consumption tax.

Large Passenger Ship

- (1) Bicycles with a total of three sides of 120 cm or less, a total weight of 20 kg or less, and packed in a bicycle bag are permitted free of charge (inform us when making your reservation if you are bringing 15 or more bicycles).
 - (2) Luggage exceeding the standards in (1) cannot be brought on board. Check such luggage in as checked luggage or use a cargo ship or similar service.
 - (3) A one-way luggage fee of 800 yen applies per surfboard or bodyboard.
- For inquiries: Customer Service Center 0570-005710 03 (5472) 9999 (9:30 AM - 6:00 PM / Daily)

Checked luggage (large passenger ships)

- Large travel luggage with a total of three sides of 200 cm or less and weighing 30 kg or less per person should be checked in as checked luggage.
- Luggage with a total of three sides of 250 cm or less and a total weight of 50 kg or less should be checked in as oversized luggage. ● Up to two pieces of checked luggage or oversized luggage permitted per person. ● Luggage secured to a trolley cart is not permitted as it may be damaged if it falls over. Check in luggage separately to the trolley. The check-in deadline is 40 minutes before departure from Tokyo (until 9:00 PM for bicycles not packed in a bicycle bag), and 50 minutes before departure from each island (90 minutes before departure from Niijima). * Show your boarding pass and state your destination. For safety reasons, luggage with portable batteries attached are not permitted. Make sure to remove the battery before checking in items. ● Bicycles not packed in a bicycle bag require advance reservation. Make your reservation with the Cargo Group at least 3 days before your departure date. ● Bicycles are prohibited on Mikurashima. ● Motorcycles and electric bicycles cannot be checked in as luggage.

Inquiries: Tokai Kisen Cargo Group ☎ 03 (3452) 5431 (9:00 AM - 4:00 PM / Excluding Sundays, public holidays, and year-end/New Year holidays)

Checked luggage * Diving bag * Bicycle in a bicycle bag	Large luggage * Outdoor wagon * Large cooler box	Bicycle not packed in a bicycle bag * Reservations required
Per item 600 yen	Per item 2,400 yen	Per bicycle 1,800 yen

* Excludes routes to/from Shimoda and the Hachijojima-Aogashima route.

* Fees include consumption tax.